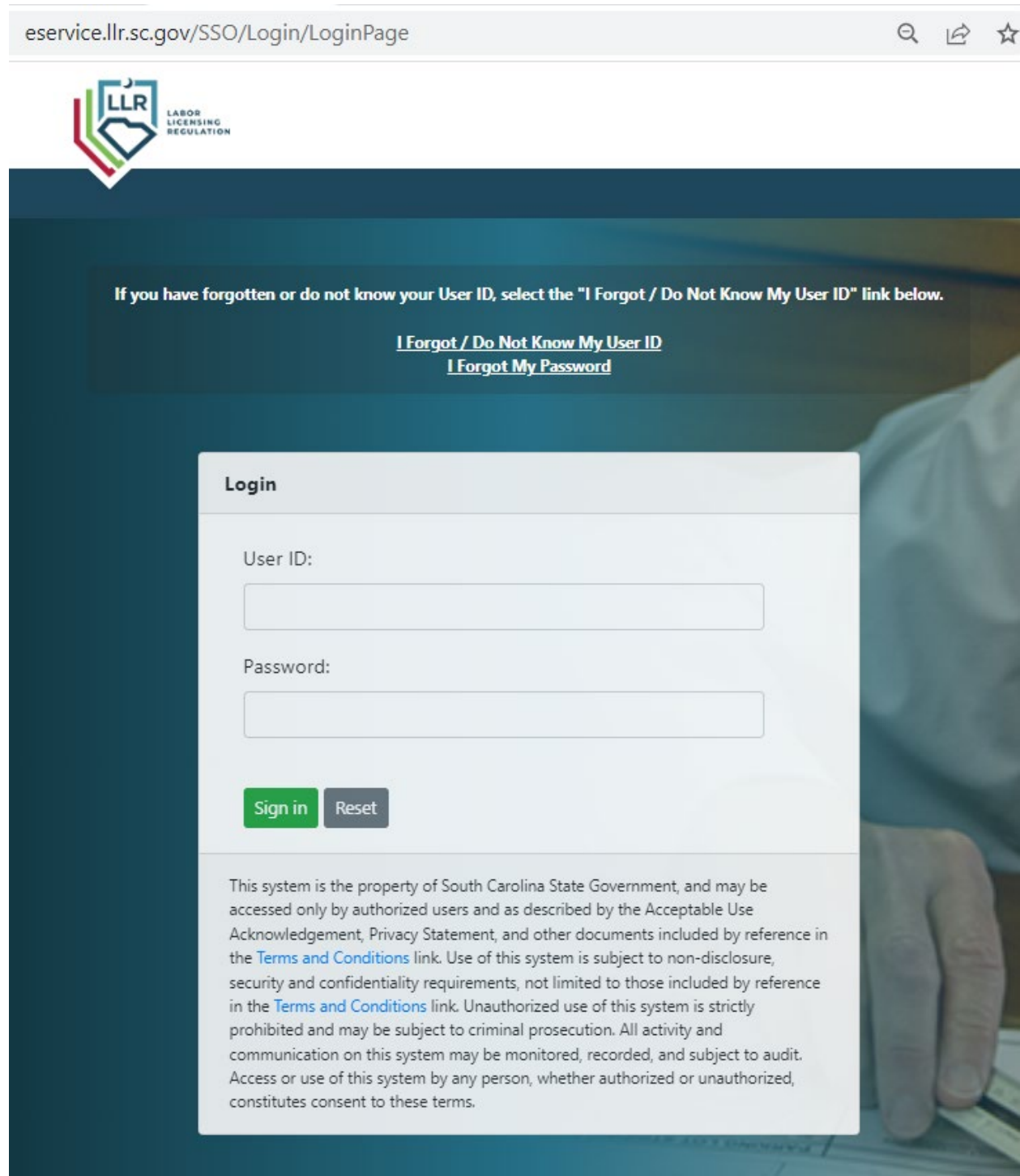



Document Submission Instructions

Before clicking on the below link to access Document Submission online services, you will need to have your UserID and password at hand. (Unless you're already logged in.) If you do not know your UserID or password, click on "I Forgot/Do Not Know My UserID" or "I Forgot My Password" to retrieve.

<https://eservice.llr.sc.gov/DocumentSubmission/>



eservice.llr.sc.gov/SSO/Login/LoginPage



If you have forgotten or do not know your User ID, select the "I Forgot / Do Not Know My User ID" link below.

[I Forgot / Do Not Know My User ID](#)
[I Forgot My Password](#)

Login

User ID:

Password:

[Sign in](#) [Reset](#)

This system is the property of South Carolina State Government, and may be accessed only by authorized users and as described by the Acceptable Use Acknowledgement, Privacy Statement, and other documents included by reference in the [Terms and Conditions](#) link. Use of this system is subject to non-disclosure, security and confidentiality requirements, not limited to those included by reference in the [Terms and Conditions](#) link. Unauthorized use of this system is strictly prohibited and may be subject to criminal prosecution. All activity and communication on this system may be monitored, recorded, and subject to audit. Access or use of this system by any person, whether authorized or unauthorized, constitutes consent to these terms.

After logging into online services, select Document Submission from the menu located on the left-hand side of the screen.

← → ↻ 🔒 eservice.llr.sc.gov/SSO/

LLR
LABOR
LICENSING
REGULATION

Login Portal

Authenticated User
2/28/2023 1:09:20 PM

Menu

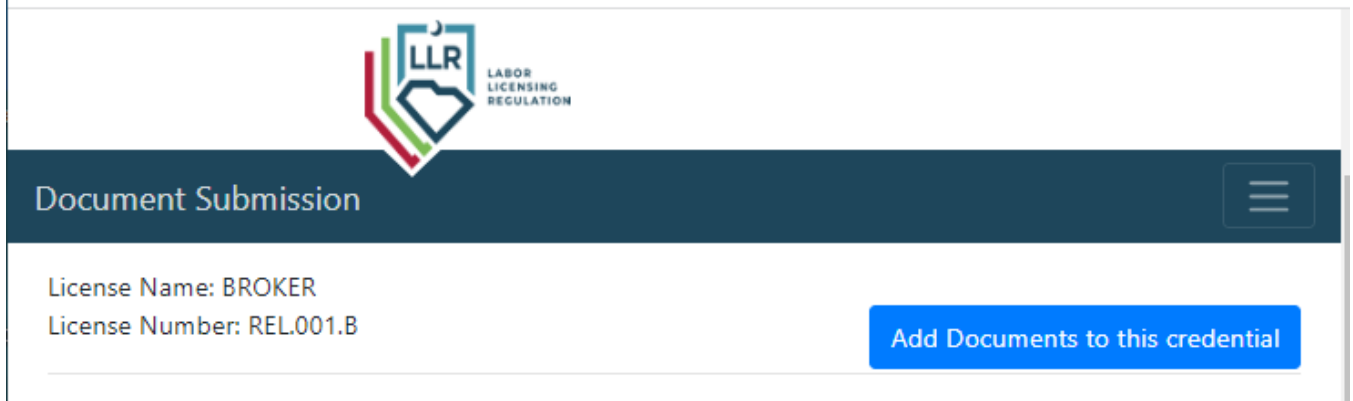
- Welcome 📄
- Change User Login Informa...
- Application Status
- Change of Address
- Online Verification
- Online Examinations
- Renew Your License
- Print License Card
- View Barber Hours
- Document Submission**
- Real Estate Online Transfer

Welcome

Welcome to SCLLR Online Services.

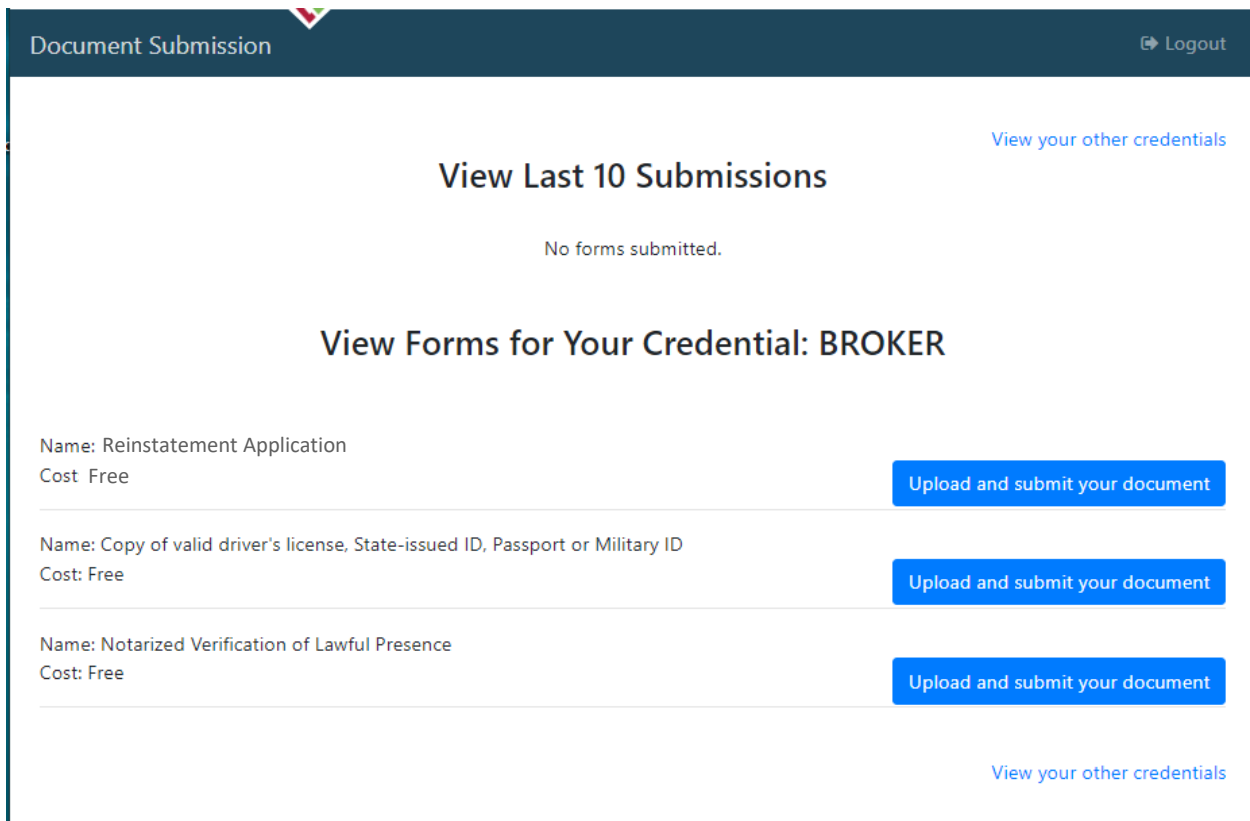
LLR is proud to bring E-Government services to the licensees of South Carolina. Please use the index menu to the left to navigate to the desired application. If y

Next located your license on the screen and select “Add Documents to this credential”



The screenshot shows the top section of a web application. At the top left is the logo for LLR (Labor Licensing Regulation), which consists of a shield with a scale of justice and the letters 'LLR' inside, with the text 'LABOR LICENSING REGULATION' to its right. Below the logo is a dark blue header bar with the text 'Document Submission' on the left and a hamburger menu icon on the right. Below the header, the license information is displayed: 'License Name: BROKER' and 'License Number: REL.001.B'. To the right of this information is a prominent blue button with the text 'Add Documents to this credential'.

The next screen will list out the documents available for your license to access. For 2024 Reinstatement Application, click on the button “Upload and submit your document” adjacent to the listing for 2024 Reinstatement Application.



The screenshot shows a page titled 'View Forms for Your Credential: BROKER'. At the top left is the 'Document Submission' header, and at the top right is a 'Logout' link. Below the header, there is a link 'View your other credentials' on the right. The main heading is 'View Last 10 Submissions', followed by the text 'No forms submitted.' Below this, the page title 'View Forms for Your Credential: BROKER' is centered. The page lists three forms for submission, each with a blue button to 'Upload and submit your document':

- Name: Reinstatement Application
Cost: Free
- Name: Copy of valid driver's license, State-issued ID, Passport or Military ID
Cost: Free
- Name: Notarized Verification of Lawful Presence
Cost: Free

At the bottom right of the page, there is another link 'View your other credentials'.

After clicking on “Upload and submit your document”, you will see the below screen. You will need to download the 2024 Reinstatement Application and complete. After you upload the completed form, click “Submit”.



Instructions

Download the form. Download
Fill out the form.
Upload the completed form. <input type="text"/> Upload Form
Click submit.

[Cancel](#)

[Submit](#)

Once submitted, you will see an Upload Confirmation screen.



Upload Confirmation

Your upload has been received today, Wednesday, June 2, 2021.

[Submit another Document for your Credential](#)

Please note that Document submission is processed in the order they are received. Upon completion of processing, an invoice for the reinstatement fee will be sent via email.

Once payment has been received, the Commission office will receive notice. After the fee has been paid, our office will send an email notification of the Reinstatement. **Please allow 24 hours after notification for the system to update.**