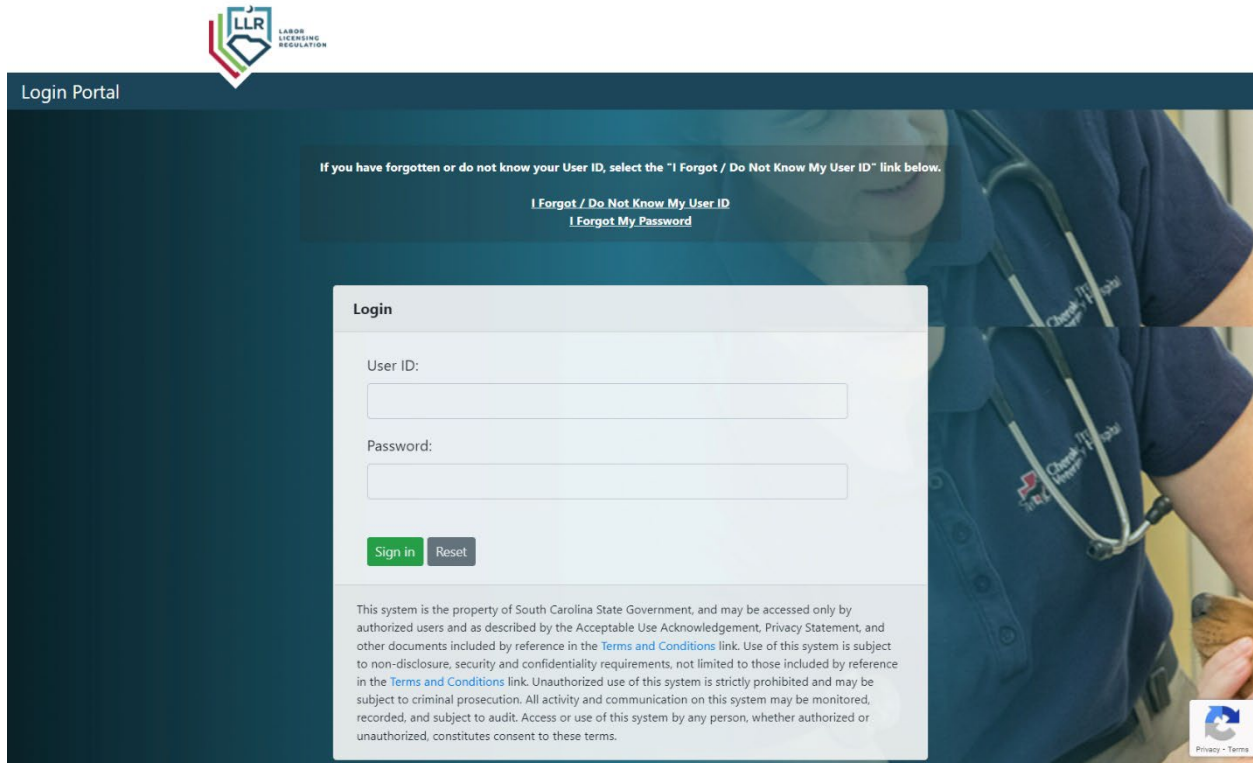


Barber Instructors and Barber Schools,

As a reminder, beginning September 2022, barber instructors and schools will be required to upload students' hours through the LLR e-Service Portal.

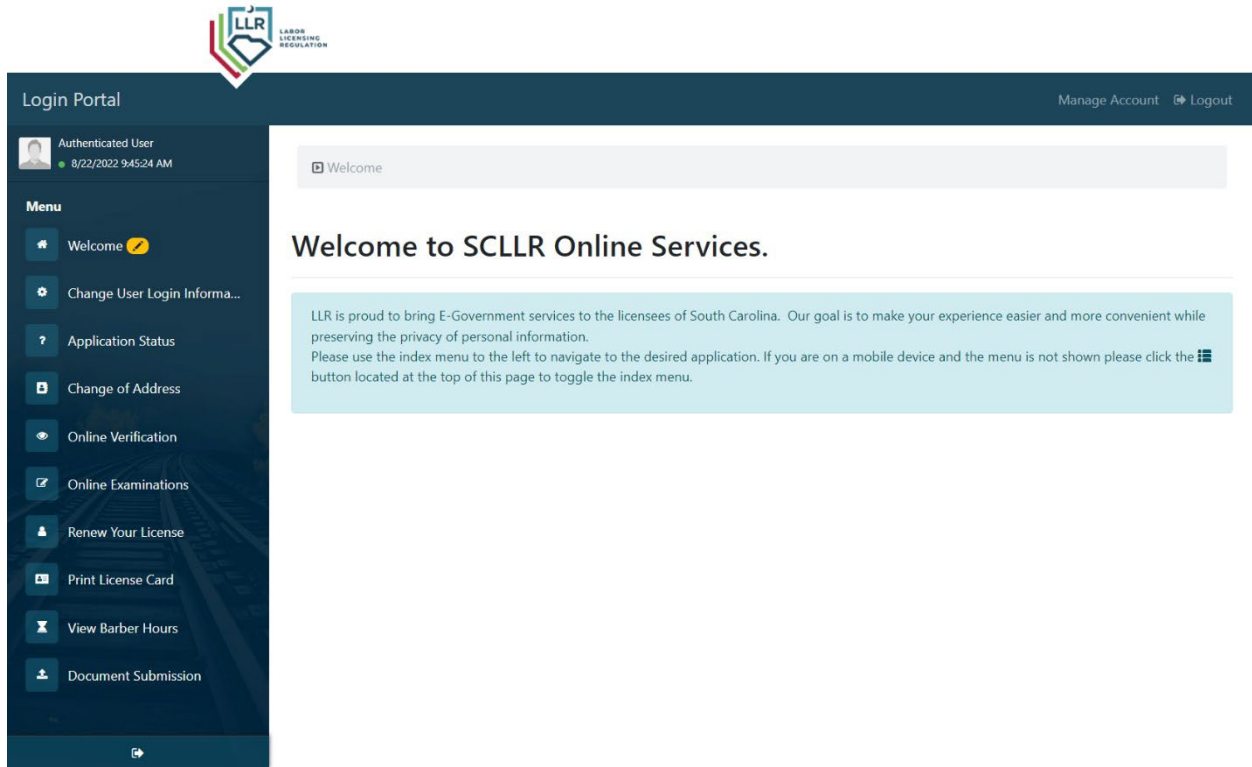
To access the portal, enter the same user ID and password that you use during renewals. If you do not remember your user ID or password, please contact the Board's office so that a link can be sent to you to reset your information.

You can access LLR e-Service at: <https://eservice.llr.sc.gov/SSO/Login/LoginPage>. See example below.



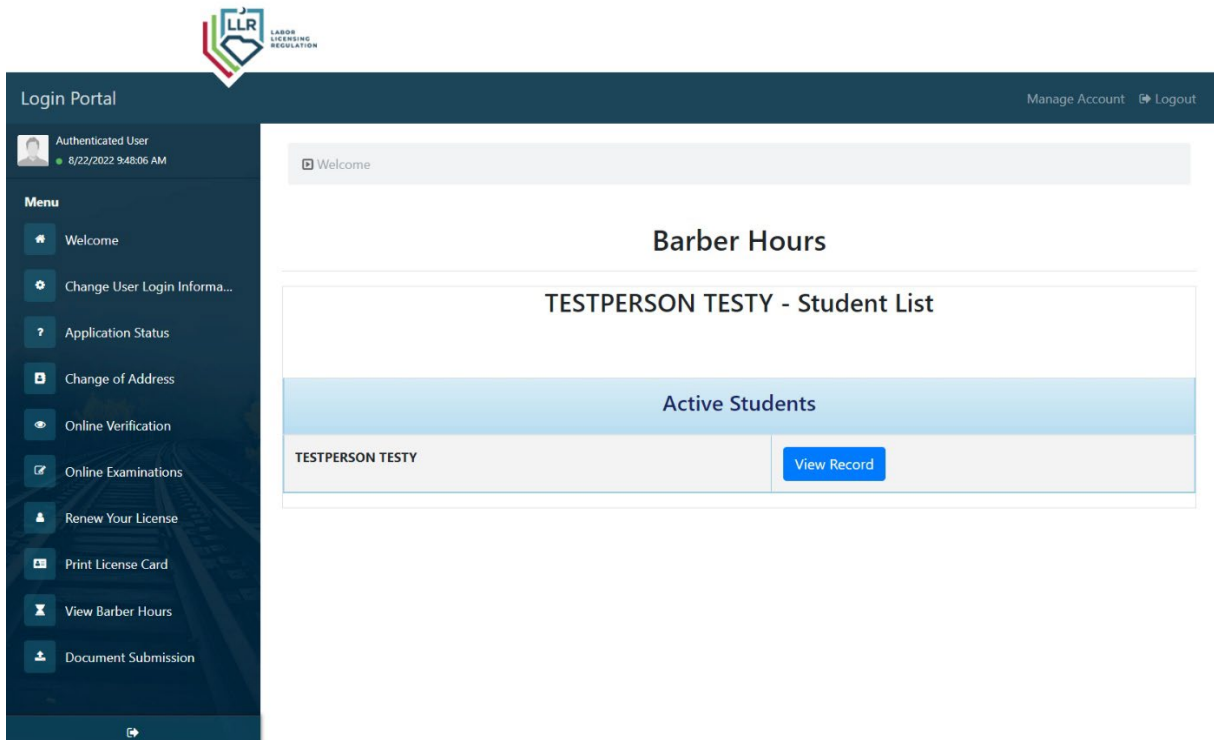
The screenshot shows the LLR e-Service Portal Login Page. At the top left is the LLR logo with the text "LABOR LICENSING REGULATION". The page title is "Login Portal". A message reads: "If you have forgotten or do not know your User ID, select the 'I Forgot / Do Not Know My User ID' link below." Below this are two links: "I Forgot / Do Not Know My User ID" and "I Forgot My Password". The main login form is titled "Login" and contains two input fields: "User ID:" and "Password:". Below the fields are two buttons: "Sign in" (green) and "Reset" (grey). At the bottom of the form is a disclaimer: "This system is the property of South Carolina State Government, and may be accessed only by authorized users and as described by the Acceptable Use Acknowledgement, Privacy Statement, and other documents included by reference in the Terms and Conditions link. Use of this system is subject to non-disclosure, security and confidentiality requirements, not limited to those included by reference in the Terms and Conditions link. Unauthorized use of this system is strictly prohibited and may be subject to criminal prosecution. All activity and communication on this system may be monitored, recorded, and subject to audit. Access or use of this system by any person, whether authorized or unauthorized, constitutes consent to these terms." In the bottom right corner, there is a small icon for "Privacy - Terms".

Once logged in, scroll until you see “View Barber Hours”.



The screenshot shows the SCLLR Online Services Login Portal. At the top left is the LLR logo (LABOR LICENSING REGULATION). The page title is "Login Portal". In the top right corner, there are links for "Manage Account" and "Logout". On the left side, there is a user profile section showing "Authenticated User" and the login time "8/22/2022 9:45:24 AM". Below this is a "Menu" with the following items: Welcome, Change User Login Informa..., Application Status, Change of Address, Online Verification, Online Examinations, Renew Your License, Print License Card, View Barber Hours, and Document Submission. The "View Barber Hours" option is highlighted. The main content area displays a "Welcome" message and a large heading: "Welcome to SCLLR Online Services." Below this, a light blue box contains a message from LLR: "LLR is proud to bring E-Government services to the licensees of South Carolina. Our goal is to make your experience easier and more convenient while preserving the privacy of personal information. Please use the index menu to the left to navigate to the desired application. If you are on a mobile device and the menu is not shown please click the [hamburger menu icon] button located at the top of this page to toggle the index menu."

Select the respective student so that you can check and/or upload monthly hours or training affidavits.



The screenshot shows the SCLLR Online Services "Barber Hours" page. The top navigation bar is the same as in the previous screenshot. The main heading is "Barber Hours". Below this is a sub-heading: "TESTPERSON TESTY - Student List". Underneath, there is a section titled "Active Students". A table lists the student "TESTPERSON TESTY" with a "View Record" button next to the name.

Active Students	
TESTPERSON TESTY	<a href="#">View Record</a>



Login Portal Manage Account Logout

Authenticated User  
8/22/2022 9:50:32 AM

**Menu**

- Welcome
- Change User Login Informa...
- Application Status
- Change of Address
- Online Verification
- Online Examinations
- Renew Your License
- Print License Card
- View Barber Hours
- Document Submission

Welcome

### Student Records for TESTPERSON TESTY

#### Barber on the Job Training

BOJ  
Last Updated: 05/2019

Hours	Amount
Previous Hours	1050
Current Hours	192
Total Hours	1242

[Upload Hours](#)

The monthly hours and training affidavits must be uploaded as PDF documents. When the upload is complete, staff will receive an email informing them that an upload was received. Updates to monthly hours can be seen by the beginning of the next month.

Staff are available if you have any questions or concerns.